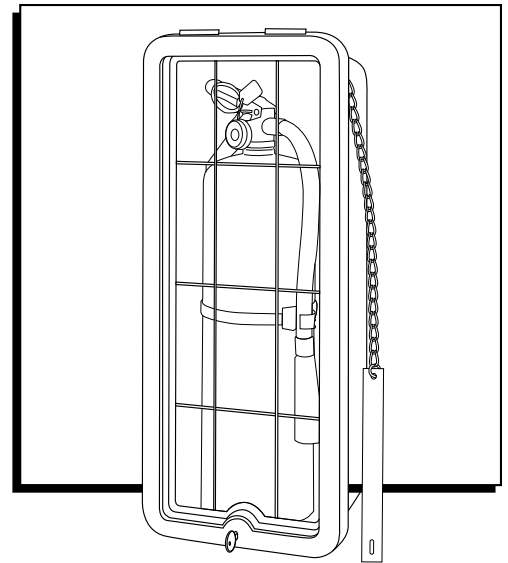



# ULINE H-7268, H-7269 PLASTIC FIRE EXTINGUISHER CABINET


1-800-295-5510  
uline.com




## PARTS



Frame x 1



Break Panel x 1



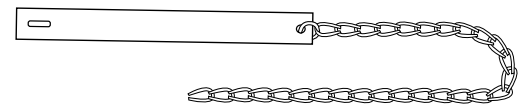
Cabinet x 1



Key x 1



Cotter Ring x 1  
(comes attached  
to Breaker Bar)

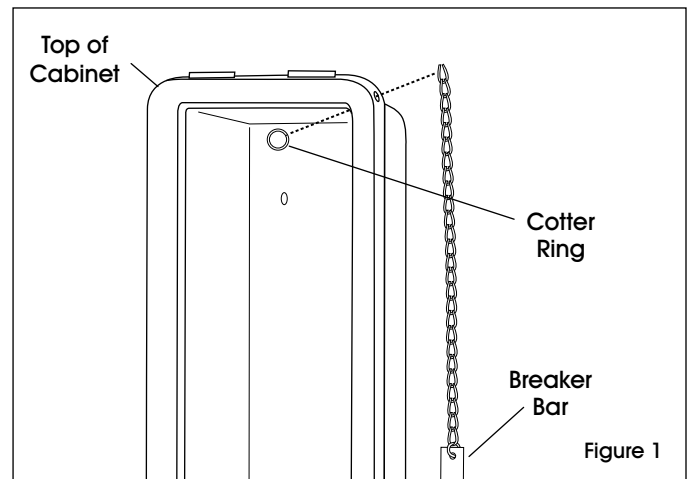


Breaker Bar x 1

## ASSEMBLY

### ATTACHING BREAKER BAR TO CABINET

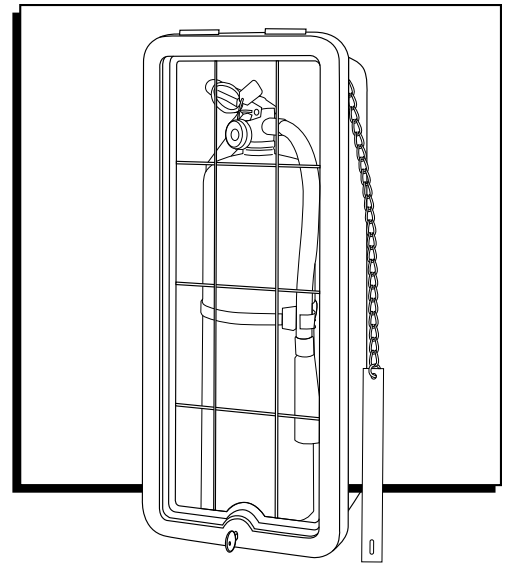
1. Remove cotter ring (key ring) from free end of chain.
2. Insert chain through outside of hole on upper right flange of the body of the cabinet. (See Figure 1)
3. Place cotter ring back on end of chain inside cabinet to hold breaker bar in place.




# ULINE H-7268, H-7269

## GABINETE DE PLÁSTICO PARA EXTINTORES


01-800-295-5510  
uline.mx




### PARTES



1 Marco



1 Panel Rompible



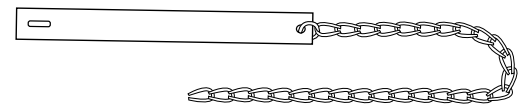
1 Gabinete



1 Llave



1 Anillo de Chaveta  
(va unido a la Barra)

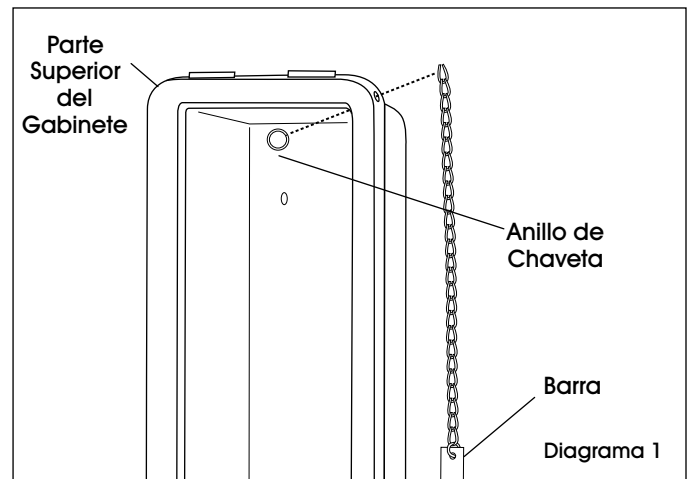


1 Barra

### ENSAMBLE

#### CÓMO FIJAR LA BARRA AL GABINETE

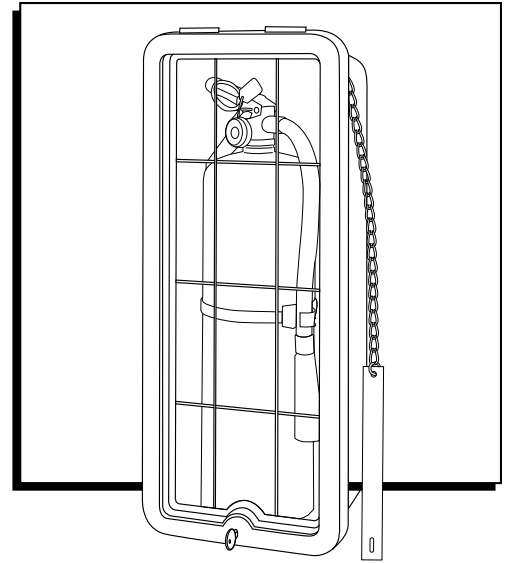
1. Retire el anillo de chaveta (llavero) del extremo libre de la cadena.
2. Inserte la cadena a través del exterior del orificio en la parte superior derecha del reborde del gabinete. (Vea Diagrama 1)
3. Coloque de nuevo el anillo de chaveta en el interior del gabinete en el extremo de la cadena para mantener la barra en su lugar.




# ULINE H-7268, H-7269

## ARMOIRE POUR EXTINCTEUR EN PLASTIQUE


1-800-295-5510  
uline.ca




### PIÈCES



Cadre x 1



Panneau de  
disjoncteur x 1



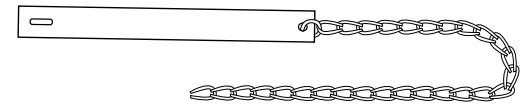
Armoire x 1



Clé x 1



Anneau rainuré x 1  
(attaché à la barre  
de rupture)



Barre de rupture x 1

### ASSEMBLAGE

#### FIXER LA BARRE DE RUPTURE À L'ARMOIRE

1. Enlevez l'anneau rainuré de l'extrémité de la chaîne.
2. Insérez la chaîne, à partir de l'extérieur, à travers le trou sur le haut de la bride droite du cadre de l'armoire. (Voir Figure 1)
3. Remettez l'anneau rainuré sur l'extrémité de la chaîne à l'intérieur de l'armoire pour maintenir la barre de rupture en place.

