



9210+/*37192, 9211+/37193*

Particulate Respirator N95

User Instructions

IMPORTANT: *Keep User Instructions for reference*

*37192 and 37193 are catalog numbers only. NIOSH approved as 3M™ Particulate Respirator N95 9210+ and 3M™ Particulate Respirator N95 9211+. See insert for approval label.

98-0060-0208-7_1



⚠️ WARNING

This respirator helps protect against certain particles. **Misuse may result in sickness or death.** For proper use, see supervisor, or *User Instructions*, or call 3M in U.S.A., 1-800-247-3941. In Canada, call Technical Service at 1-800-267-4414.

IMPORTANT

Before use, wearer must read and understand these *User Instructions*. Keep *User Instructions* for reference.

Use For

Particles such as those from grinding, sanding, sweeping, sawing, bagging, or processing minerals, coal, iron ore, flour, metal, wood, pollen, and certain other substances. Liquid or non-oil based particles from sprays that do not also emit oil aerosols or vapors. Follow all applicable local regulations. In the U.S, for additional information on 3M use recommendations for this class of respirator please consult the 3M Respirator Selection Guide found on the 3M OH&ESD web site at www.3M.com/PPESafety or call 1-800-243-4630. In Canada call 1-800-267-4414.

Do Not Use For

Do not use for gases and vapors, oil aerosols, asbestos, or sandblasting; particulate concentrations that exceed either 10 times the occupational exposure limit or applicable government regulations, whichever is lower. This respirator does not supply oxygen. In the U.S., do not use when OSHA substance specific standards, such as those for, arsenic, cadmium, lead in the construction industry, or 4,4'-methylene dianiline (MDA), specify other types of respiratory protection.

Biological Particles

This respirator can help reduce inhalation exposures to certain airborne biological particles (e.g. viruses, mold, *Bacillus anthracis*, *Mycobacterium tuberculosis*, etc.) but cannot eliminate the risk of contracting infection, illness or disease. OSHA and other government agencies have not established safe exposure limits for these contaminants.

Use Instructions

1. Failure to follow all instructions and limitations on the use of this respirator and/or failure to wear this respirator during all times of exposure can reduce respirator effectiveness and may **result in sickness or death.**
2. Before occupational use of this respirator, in the U.S. a written respiratory protection program must be implemented meeting all the requirements of OSHA 29 CFR 1910.134 such as training, fit testing, medical evaluation, and applicable OSHA substance specific standards. In Canada, CSA standard Z94.4 requirements must be met and/or requirements of the applicable jurisdiction, as appropriate.
3. The particles which can be dangerous to your health include those so small that you cannot see them.
4. Leave the contaminated area immediately and contact supervisor if dizziness, irritation, or other distress occurs.
5. Store the respirator away from contaminated areas when not in use.
6. Inspect respirator before each use to ensure that it is in good operating condition. Examine all the respirator parts for signs of damage including the two headbands, staples, noseclip, and nosefoam. The respirator should be disposed of immediately upon observation of damaged or missing parts. Filtering facepieces are to be inspected prior to each use to assure there are no holes in the breathing zone other than the punctures around staples and no damage has occurred. Enlarged holes resulting from ripped or torn filter material around staple punctures are considered damage. Immediately replace respirator if damaged. Staple perforations do not affect NIOSH approval.

7. Dispose of used product in accordance with applicable regulations.

Use Limitations

1. This respirator does not supply oxygen. Do not use in atmospheres containing less than 19.5% oxygen.
2. Do not use when concentrations of contaminants are immediately dangerous to life or health, are unknown or when concentrations exceed 10 times the permissible exposure limit (PEL) or according to specific OSHA standards or applicable government regulations, whichever is lower.
3. Do not alter, abuse, wash or misuse this respirator.
4. Do not use with beards or other facial hair or other conditions that prevent a good seal between the face and the sealing surface of the respirator.
5. Respirators can help protect your lungs against certain airborne contaminants; however, they will not prevent entry through other routes such as the skin, which would require additional personal protective equipment (PPE).
6. This respirator is designed for occupational/professional use by adults who are properly trained in their use and limitations. This respirator is not designed to be used by children.
7. Individuals with a compromised respiratory system, such as asthma or emphysema, should consult a physician and complete a medical evaluation prior to use.
8. When stored in accordance with temperature and humidity conditions specified below, the product may be used until the “use by” state specified on packaging.

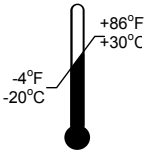
Storage Conditions and Shelf Life

Before use, store respirators in the original packaging, away from contaminated areas, dust, sunlight, extreme temperatures, excessive moisture and damaging chemicals. When stored in accordance with temperature and humidity conditions specified below, the product may be used until the “use by” date specified on packaging. Always inspect product and conduct a user seal check before use as specified in *User Instructions*. **If you cannot achieve a proper seal, do not use the respirator.**



End of Shelf Life

Use respirators before the “use by” date specified on packaging



Storage Temperature Range

-20°C (-4°F) to +30°C (+86°F).



Storage Maximum Relative Humidity

<80% RH

Time Use Limitations

If respirator becomes damaged, soiled, or breathing becomes difficult, leave the contaminated area immediately and replace the respirator.

Fitting Instructions:

Must be followed each time respirator is worn.

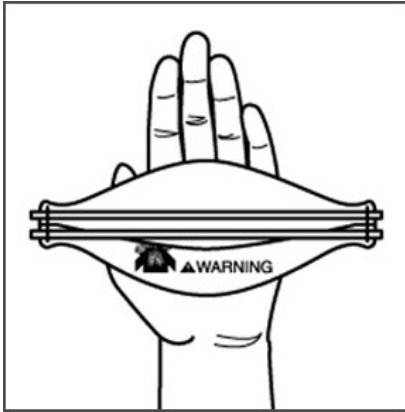


Fig. 1a

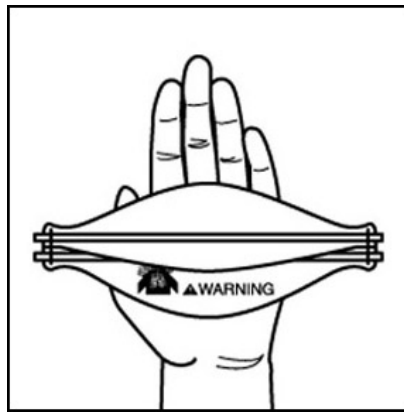


Fig. 1b

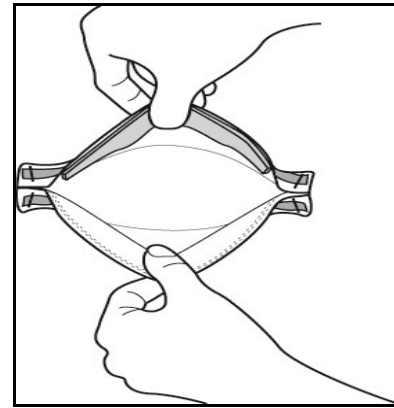


Fig. 2




Fig. 3a



Fig. 3b



Fig. 4



Fig. 5

1. Remove respirator from packaging and hold with straps facing upward (1a). Place bottom strap under center flaps next to **WARNING** statement as shown (1b).
2. Fully open top and bottom panels, bending nosepiece around thumb at center of foam. Straps should separate when panels are opened. Make certain bottom panel is unfolded and completely opened.

3. Place respirator on your face so that the foam rests on your nose and the bottom panel is open under chin. Hold the bottom panel securely under your chin. Pull the top strap over your head and position it high on the back of the head (3a). Then pull the bottom strap over your head and position it around the neck and below the ears (3b). Adjust for a comfortable fit by pulling top panel toward the bridge of the nose and bottom panel under chin.

4. Place your fingertips from both hands at the top of the metal nosepiece. Using two hands, mold the nose area to the shape of your nose by pushing inward while moving your fingertips down both sides of the nosepiece.

! Pinching the nosepiece using one hand may result in improper fit and less effective respirator performance. Use two hands.

5. Perform a User Seal Check prior to each wearing. To check the respirator-to-face seal, cover the middle panel with one or both hands. For the 9210 respirator, inhale and exhale sharply. For the 9211 respirator, inhale sharply. Be careful not to disturb the position of the respirator. If air leaks around the nose, readjust the nosepiece as described in step 4. If air leaks around respirator edges, adjust panels and straps. **If you CANNOT achieve a proper fit, DO NOT enter the contaminated area. See your supervisor.**

Removal Instructions

Cup respirator in hand to maintain position on face and pull bottom strap over head. Still holding the respirator in position, pull top strap over head and remove respirator.

NIOSH Approved: N95

At least 95% filtration efficiency against solid and liquid aerosols that do not contain oil.



3M
St. Paul, Minnesota, USA
1-800-243-4630
9210+ Respirator



THIS RESPIRATOR IS APPROVED ONLY IN THE FOLLOWING CONFIGURATION:

		RESPIRATOR COMPONENTS	
		FILTERING FACEPIECE	
TC-	PROTECTION	9210+	CAUTIONS AND LIMITATIONS
84A-5668	N95	X	ABCJMNOP

1. PROTECTION

N95 - Particulate Filter (95% filter efficiency level) effective against particulate aerosols free of oil; time use restrictions may apply.

2. CAUTIONS AND LIMITATIONS

- A - Not for use in atmospheres containing less than 19.5 percent oxygen.
- B - Not for use in atmospheres immediately dangerous to life or health.
- C - Do not exceed maximum use concentrations established by regulatory standards.
- J - Failure to properly use and maintain this product could result in injury or death.
- M - All approved respirators shall be selected, fitted, used and maintained in accordance with MSHA, OSHA and other applicable regulations.
- N - never substitute, modify, add, or omit parts. Use only exact replacement parts in the configuration as specified by the manufacturer.
- O - Refer to User's Instructions, and / or maintenance manuals for information on use and maintenance of these respirators.
- P - NIOSH does not evaluate respirators for use as surgical masks.

Rev. A: 03-13-12



3M
 St. Paul, Minnesota, USA
 1-800-243-4630
 9211+ Respirator



THIS RESPIRATOR IS APPROVED ONLY IN THE FOLLOWING CONFIGURATION:

		RESPIRATOR COMPONENTS		
		FILTERING FACEPIECE		
TC-	PROTECTION¹	9211+	CAUTIONS AND LIMITATIONS²	
84A-5669	N95	X	ABCJMNOP	

1. PROTECTION

N95 - Particulate Filter (95% filter efficiency level) effective against particulate aerosols free of oil; time use restrictions may apply.

2. CAUTIONS AND LIMITATIONS

- A - Not for use in atmospheres containing less than 19.5 percent oxygen.
- B - Not for use in atmospheres immediately dangerous to life or health.
- C - Do not exceed maximum use concentrations established by regulatory standards.
- J - Failure to properly use and maintain this product could result in injury or death.
- M - All approved respirators shall be selected, fitted, used and maintained in accordance with MSHA, OSHA and other applicable regulations.
- N - never substitute, modify, add, or omit parts. Use only exact replacement parts in the configuration as specified by the manufacturer.
- O - Refer to User's Instructions, and / or maintenance manuals for information on use and maintenance of these respirators.
- P - NIOSH does not evaluate respirators for use as surgical masks.

This respirator contains no components made from natural rubber latex.

FOR MORE INFORMATION

In United States, contact:

Internet: www.3M.com/PPESafety
 Technical Assistance: 1-800-243-4630

For other 3M products:

1-800-3M-HELPS or 1-651-737-6501

**3M Occupational Health and
 Environmental Safety Division**

3M Center, Building 0235-02-W-70

St. Paul, MN 55144-1000

© 3M 2012. All rights reserved.

3M is a trademark of 3M Company, used under license in Canada

98-0060-0208-7_1